


x – Fox Box

Name _____

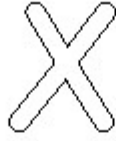
Directions:

1. Use an orange crayon to color every letter "x" you can find in the Fox Box picture.
2. Any letter that is not "x" – color it black.
3. Count the orange "x's". Write the number in the box next to the Crayon People.
4. Use a pencil and write the letter "x" inside the hollow letters at the bottom of the paper.
5. Write the letter "x" 3 times, starting on each of the last 3 dots.
6. You can then take out more crayons and color the Fox Box picture any colors you would like.


4



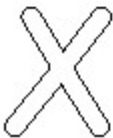
5



6



1



2



3



9

